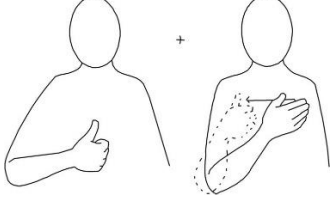
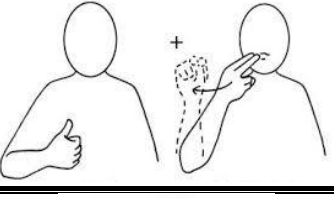
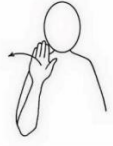




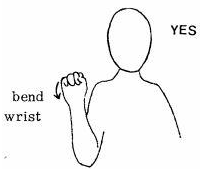




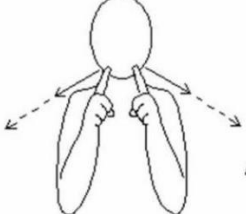
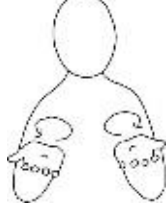





Useful Makaton Signs

Good morning	 <p>A diagram showing two human figures. The first figure is giving a thumbs-up gesture. To its right is a plus sign, followed by a second figure with their hand over their forehead. A horizontal line is drawn below the second figure.</p>
Good afternoon	 <p>A diagram showing two human figures. The first figure is giving a thumbs-up gesture. To its right is a plus sign, followed by a second figure with their hand over their forehead. A horizontal line is drawn below the second figure.</p>
Hello	 <p>Make sign at shoulder height</p> <p>A diagram of a human figure with their right hand over their forehead. A horizontal line is drawn below the figure.</p>
Goodbye	 <p>Wave hand</p> <p>A diagram of a human figure waving their right hand. A horizontal line is drawn below the figure.</p>
School	 <p>A diagram of a human figure with their right hand over their forehead. A horizontal line is drawn below the figure.</p>
Please	 <p>A diagram of a human figure with their right hand over their forehead. A horizontal line is drawn below the figure.</p>
Thank you	 <p>thank you</p> <p>A diagram of a human figure with their right hand over their forehead. A horizontal line is drawn below the figure.</p>
Yes	 <p>bend wrist</p> <p>YES</p> <p>A diagram of a human figure with their right hand over their forehead. A horizontal line is drawn below the figure.</p>

<p>No</p>	
<p>More</p>	
<p>Finished</p>	
<p>Sorry</p>	
<p>Teacher</p>	
<p>Where</p>	
<p>What</p>	
<p>Why</p>	